

Base Station Antennas



Barrett Communications provide reliable, solidly constructed broadband, as well as single frequency, base station antennas for a variety of uses and in many different configurations to compliment our range of HF transceivers and ensure the success of your base station.

We manufacture our antennas to exacting standards using high quality stainless steel and glass reinforced composites. Our base station antennas are lightweight and corrosion resistant, but are able to withstand wind speeds in excess of 200 km/h. The full range of wire antennas are supplied complete with an inverted "V" mounting harness, 30 metres of coaxial cable and high quality waterproof connectors. Our base station antenna range includes:

- **Multi-wire broadband dipoles**
- **Single-wire broadband dipoles**
- **Single-wire single frequency dipoles**
- **Rotatable log periodics**
- **Deltas**
- **Rhombics**
- **Conical monopoles**

Additionally antenna systems can also be designed and manufactured to suit specific customer requirements.



Base Station Antennas

www.barrettcommunications.com.au

BCB900ANT/9

MADE IN AUSTRALIA






HF Radio Communications

912 Series broadband dipoles

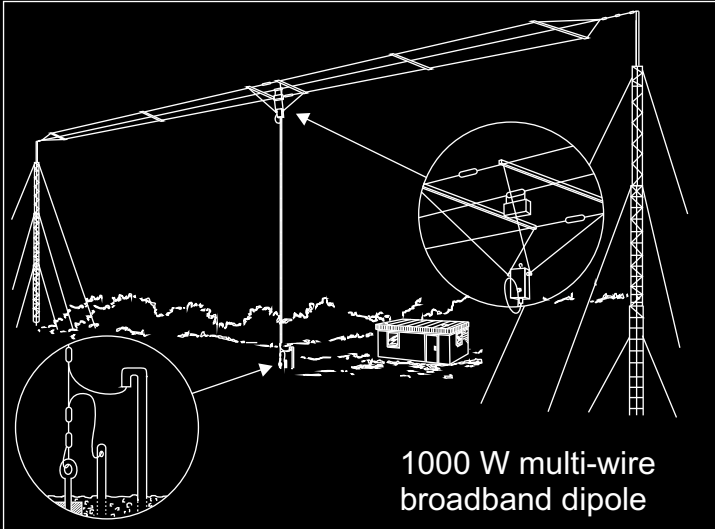
The Barrett 912 series of broadband base station antennas are designed for use in either an inverted "V" configuration using a single mast, or a standard dipole configuration between two masts.

In the inverted "V" configuration the 912 provides a more omni directional radiation pattern. All broadband antennas in the series are designed to provide optimum performance over a wide HF spectrum, without the need for antenna tuners.


Using high quality stainless steel and glass reinforced composites the 912 series of broadband antennas are lightweight and corrosion resistant, but are able to withstand wind speeds in excess of 200 km/h. The antennas are supplied complete with an inverted "V" mounting harness, 30 metres of coaxial cable and high quality waterproof connectors.



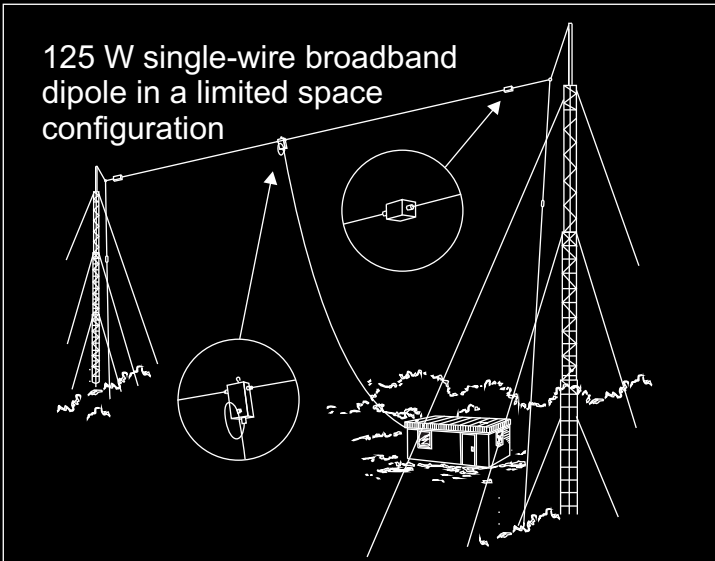
125/500 W multi-wire broadband dipole




1000 W multi-wire broadband dipole



125/500 W multi-wire broadband dipole in an inverted "V" configuration



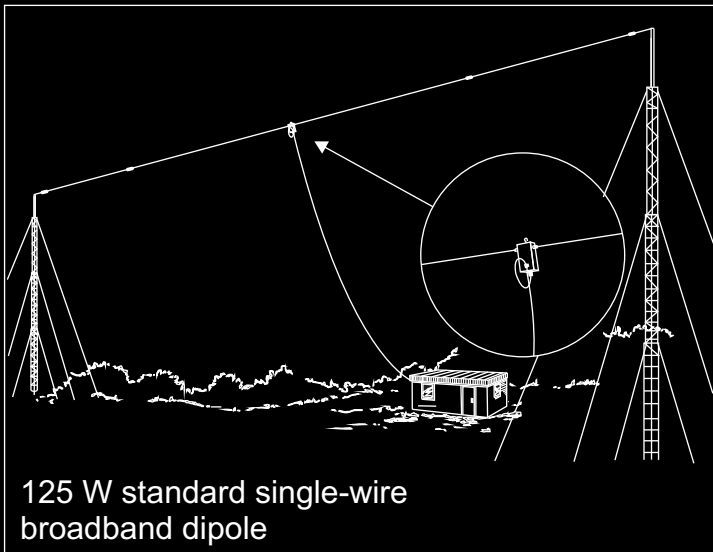
125 W single-wire broadband dipole in a limited space configuration



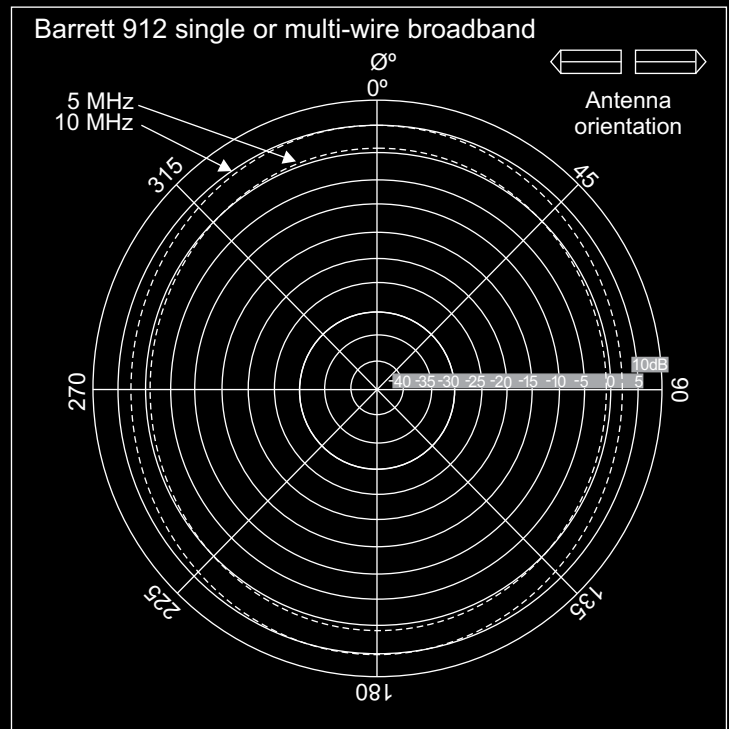
125 W single-wire broadband dipole in an inverted "V" configuration



Base Station Antennas



Typical azimuth pattern



General Specifications

Frequency range	2 to 30 MHz
VSWR	Less than 2.5:1
Impedance	50 ohm
Max wind speed	207 km/h

BC91200 125 W multi-wire broadband dipole

Length insulator to insulator	28 metres
Width	1.3 metres
Power handling	125 W CW, 250 W PEP
Packed weight	6 kg
Packed dimensions	1.4 m x 150 mm x 100 mm

BC91202 500 W multi-wire broadband dipole

Length insulator to insulator	28 metres
Width	1.3 metres
Power handling	500 W CW, 1250 W PEP
Packed weight	13 kg
Packed dimensions	1.4 m x 300 mm x 150 mm

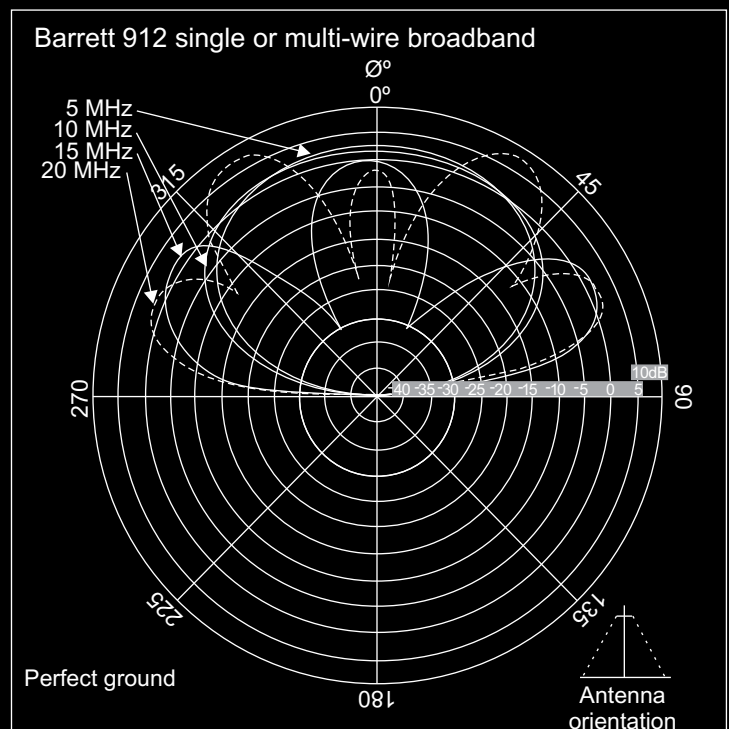
BC91203 1000 W multi-wire broadband dipole

Length insulator to insulator	28 metres
Width	1.3 metres
Power handling	1000 W CW, 2500 W PEP
Packed weight	20 kg
Packed dimensions	1.4 m x 300 mm x 150 mm

BC91201 125 W single-wire broadband dipole

Length insulator to insulator	48 metres
Width	n/a
Power handling	125 W CW, 250 W PEP
Packed weight	2 kg
Packed dimensions	250 mm x 300 mm x 75 mm

Typical elevation radiation pattern



Base Station Antennas

HF Radio Communications

915 Single-wire dipoles

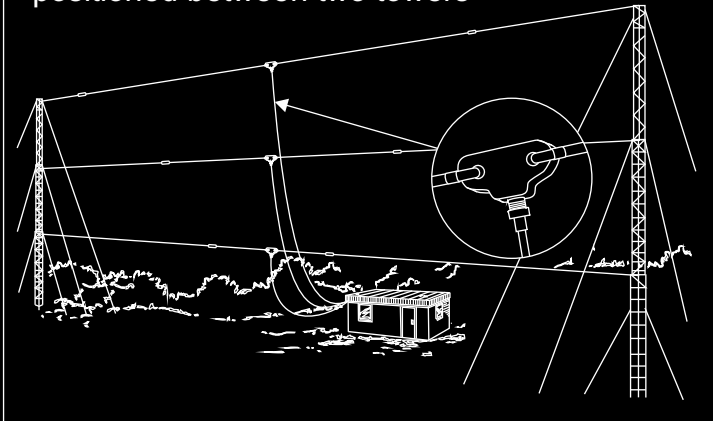
Single-wire dipole antennas, spot-tuned to the required operating frequency, are the most efficient antennas for use in HF base stations. They are simple to install and have a relatively narrow bandwidth and requires only minimal maintenance.

When several frequencies are required at a base station, several dipoles can be stacked one above the other between two towers. An antenna switch box BC91600 can be used to switch to the required dipole depending on the channel.

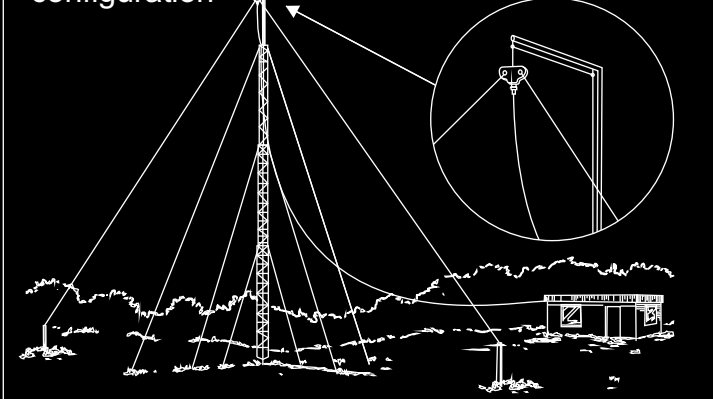
General Specifications

Frequency range	500 KHz to 30 MHz
VSWR	Less than 1.5:1
Impedance	50 ohm
Construction	Stainless steel radiators

Several single frequency wire dipoles positioned between two towers




Single frequency wire dipole in an inverted "V" configuration



818 Log periodic antennas

Steerable antenna with high directional gain suitable for long distance communications. Broadband input from either 13 to 30 MHz or 10 to 30 MHz. 918 Log periodic antennas come complete with rotator and thrust bearing. Optional feeder coaxial or rotator control cable is available to length separately.

10 Element 918 Log periodic antenna



General Specifications

Barrett 918 Log periodic antenna 8 element - 13 to 30 MHz

Frequency range	10 to 30 MHz continuous
Typical gain	6-7 dBi 10 to 30 MHz
Front to back ratio	Typical 15-20 dB 10 to 30 MHz
Beamwidth	60°
Feed impedance	50 ohms unbalanced
VSWR	Less than 2.5:1
Input connector	UHF type socket standard
Power handling	1 kW PEP
Boom length	6.0 m
Max. element length	11.55 m
Turning radius	6.48 m
Wind survival	120 km/h
Packed size	1.8 m x 0.2 m x 0.2 m
Weight	20 kg

Barrett 918 Log periodic antenna 10 element - 10 to 30 MHz

Frequency range	10 to 30 MHz continuous
Typical gain	6-7 dBi 10 to 30 MHz
Front to back ratio	Typical 15-20 dB 10 to 30 MHz
Beamwidth	60°
Feed impedance	50 ohms unbalanced
VSWR	Less than 2.5:1
Input connector	UHF type socket standard
Power handling	1 kW PEP
Boom length	8.0 m
Max. element length	11.55 m
Turning radius	7.27 m
Wind survival	120 km/h
Packed size	1.8 m x 0.4 m x 0.2 m
Weight	40 kg

Head Office:

Barrett Communications Pty Ltd
P O Box 1214, Bibra Lake WA 6965 AUSTRALIA
Toll Free Tel: 1800 999 580 Tel: (618) 9434 1700 Fax: (618) 9418 6757
email: information@barrettcommunications.com.au

Americas Office:

Barrett USA LLC 15941 W. 65th Street
Suite 373, Shawnee, Kansas 66217 USA
Tel: +1 913 671 9068
email: information@barrettusa.com

www.barrettcommunications.com.au

BCB900ANT/9

European Office:

Barrett Europe Limited, Unit 9, Fulcrum 2, Victory Park,
Solent Way, Whiteley,
PO15 7FN UNITED KINGDOM
Tel: +44 1489 880332
Fax: +44 1489 565422
email: information@barretteurope.co.uk

ISO 9001

BUREAU VERITAS
Certification

No 149438

